



















EA and BPMN

This course is designed for business analysts who wish to learn BPMN notation and create hierarchical BPMN models in Enterprise Architect. Delegates are taught how to create BPMN business process, collaboration and conversation diagrams within Enterprise Architect. This course is highly practical with many hands-on exercises.



- Location:** Livingston, UK
- Date:** Tuesday 4th June 2019
- Time:** 9.30am to 4.30pm GMT
- Cost:** £350 + VAT per delegate
- Prerequisites:** No prior knowledge of BPMN is required. Basic Enterprise Architect experience is expected. If new to Enterprise Architect consider attending our “EA Fundamentals” course.
- Equipment:**  For classroom training delegates are required to bring their own laptop running Enterprise Architect. It can also be very helpful to have a mouse as this makes creating diagrams in Enterprise Architect much easier.
A trial version of Enterprise Architect is fine for training and can be downloaded from Sparx Systems website: www.sparxsystems.com/products/ea/trial.html
- Course Style:** 50% theory, 50% practical
Each module is accompanied by paper and hands-on exercises to allow delegates to apply the theory and become confident using BPMN and Enterprise Architect.
- Delegate Handouts:** Each delegate receives a booklet containing all the course slides and comprehensive theory notes which form excellent reference material. Booklets also contain exercises and suggested solutions. Following successful completion of the course each delegate receives a certificate.






Course Modules:






			Theory	EA	Notation	Exercise	Hands-on
HIPPO 00	Introduction	½ hour					
HIPPO 01	BPMN Overview	½ hour					
HIPPO 61+	EA + BPMN Process Essentials	3 hours					
HIPPO 63+	EA + BPMN Collaboration	1 hour					
HIPPO 64+	EA + BPMN Conversation	1 hour					






Modules

HIPPO 00	Introduction	1/2 hour
	<ul style="list-style-type: none">▪ Delegate background and objectives▪ Timetable and course outline	

HIPPO 01	BPMN Overview	1/2 hour
 	<ul style="list-style-type: none">▪ What is BPMN?▪ Business process models▪ 4 BPMN diagram types	

HIPPO 61+	EA + BPMN Process Essentials	1 hour
  	1 hour	
	Paper Exercises	1 hour
	EA Hands-On Exercises	1 hour
	<ul style="list-style-type: none">▪ Create BPMN process diagrams in EA▪ Model business processes▪ Start and end events▪ Activities and sequence flow▪ Add events, activities and sequence flow in EA▪ Exclusive and parallel gateways for logic▪ Use exclusive and parallel gateways in EA▪ Intermediate events▪ Message and timer events▪ Create message and timer events in EA▪ Data stores and data objects▪ Model data objects in EA▪ Tasks and sub-processes▪ Business processes and sub-processes in EA▪ Allocate responsibility with pools and lanes▪ Define pools and lanes in EA	

HIPPO 63+	EA + BPMN Collaboration	1/2 hour
  	1/2 hour	
	Paper Exercises	1/4 hour
	EA Hands-On Exercises	1/4 hour
	<ul style="list-style-type: none">▪ Create BPMN collaboration diagrams in EA▪ Black box pools▪ Add black box pools in EA▪ Message flows between pools▪ Initiating and responding message icons▪ Show message flows and icons in EA	

HIPPO 64+	EA + BPMN Conversation	1/2 hour
  	1/2 hour	
	Paper Exercises	1/4 hour
	EA Hands-On Exercises	1/4 hour
	<ul style="list-style-type: none">▪ Create BPMN conversation diagrams in EA▪ Black box pools▪ Add black box pools in EA▪ Conversations and links▪ Model conversations and links in EA	